



SMST-Tubes
your experienced partner
in the Oil & Gas industry

Table of contents

Company history	3
Manufacturing processes	4
Focus on the Oil & Gas industry	5
Oil & Gas grade portfolio	6
OCTG specifics:	
· Corrosion resistance	10
· Chemical composition	12
· Size range	13
Our know-how at your service	14





Seamless stainless steel and nickel-based alloy pipes and tubes are our everyday passion and our history at Salzgitter Mannesmann Stainless Tubes. As early as 1885 Reinhard and Max Mannesmann invented a rolling process for the production of seamless steel tubes in Remscheid, Germany. In the 1890's they developed it further until it reached marketability: the production method they invented was the pilger process, which still is widely in use today.

For over two decades, Salzgitter Mannesmann Stainless Tubes (formerly DMV Stainless) has served the Oil & Gas industry as an established quality supplier of seamless pipes and tubes. Knowing that quality is the key issue in all Oil & Gas products, SMST-Tubes is known for being uncompromisingly thorough all along the project lifetime.

Our experts having already been actively involved in the early development of tubular products in duplex and super duplex grades, SMST-Tubes' products have subsequently become key components, particularly in challenging offshore territories, including deepwater environments. The company has earned its ranking and is today considered as one of the world's leading suppliers of tubular products to SURF (subsea, umbilicals, risers and flow lines) applications.

In addition to offshore applications, SMST-Tubes is also present and active at a similar level for onshore developments.

And it doesn't end there. SMST-Tubes is already building expertise in products for even more challenging territories, such as ultra deep and ultra cold conditions.

Over 250 projects completed during the past 20 years, for most of the major NOCs and IOCs worldwide contain our seamless pipes and tubes. From the reservoir (OCTG) through to sub surface and up to the topside, our pipes and tubes are present in the most critical Oil & Gas applications.

In the last 15 years, SMST-Tubes has also successfully supplied to the LNG-GTL industries.

Our experience extends all over the globe:

- starting in the North Sea in the 1980's and spreading to the Gulf of Mexico, Canada (including Newfoundland) South East Asia, Australia and the Middle East in the 1990's.
- the turn of the century presented us with new challenges in deep water fields off Asia, West Africa, Brazil throughout the Gulf of Mexico and also in the CIS countries.

The foundations of our know-how come from our own manufacturing processes and the combined experience of our people.

The following processes, operated by our highly skilled staff, are central:

Hot Extrusion

Manufacturing hot finished tubes, pipes, re-draw hollows and hollow bars in stainless steels and nickel-based alloys.

Our Oil & Gas range of dimensions includes

- outside diameters from 32 up to 250 mm (1" NB up to 8" NB) and
- wall thicknesses from 2,7 up to 50 mm (0.105" up to 2")


Cold Pilgering

Production process for seamless, cold finished, high alloyed stainless steel and nickel-based alloy pipes and tubes. It provides a high forming rate, close tolerances and good productivity yields. Our production range for Oil & Gas covers

- outside diameters from 6 up to 219.1 mm (0.24" up to 8 5/8") and
- wall thicknesses from 0.5 up to 30 mm (0.020" up to 1.180")

Cold Drawing

Production process for seamless, cold finished, high alloyed stainless steel and nickel-based alloy pipes and tubes. It is mainly used for OCTG production.



The Oil & Gas industry – we understand the rules and your requirements – we're on your team.

Depletion of easily accessible reserves combined with the economics of the business are driving exploration into ever deeper and fiercer environments. This presents increasingly tougher challenges for materials and components.

As an established and responsible supplier to critical applications, we know that product quality and reliability are of paramount importance to our customers, so we take these challenges seriously; ensuring that we score highly and consistently.

E&P environments and well demands intensify and changes are brought about. HP/HT, Arctic Circle, Chlorides, Hydrogen sulphide, Sulphur and other aggressive media lead to ever increasing performance on all materials and processes involved – whether for subsea or topside, offshore or onshore developments.

Our position as a leading supplier is the result of long and close cooperation with the global Oil & Gas industry in R&D, in engineering and in supply. Our continued commitment to this market makes SMST-Tubes a constant, reliable and long-term player.

This is what sets us apart, and secures our place in the top league.



Your new challenges become our priority areas of focus:

- Deep water
- Ultra deep water
- Giant depth
- Arctic circle

And of course, we continue to provide you with options for...

- Sour or wet gas,
- Mature Fields / Enhanced Oil Recovery (EOR),
- Natural Gas (GTL / LNG)

With SMST-Tubes from the well through FPSOs or fixed platforms to the shore and beyond

Piping and tubing in the Oil & Gas infrastructures play a highly critical role, therefore, operators and contractors need a reliable supplier of such key products.

SMST-Tubes is your partner throughout the upstream / downstream Oil & Gas chain, proposing pipes and tubes for:

UPSTREAM

Reservoir

the base material for Sandscreens,
OCTG tubing and casing

Seabed to surface

Base pipes for manifolds, spools, jumpers, flowloops
Flowlines,
Umbilicals,
Risers

Topside

Process pipes and tubes
Heat exchanger tubing
Instrumentation tubing

DOWNSTREAM

Refineries

Furnace pipes
Heat exchanger tubing
Instrumentation tubing

Gas compression plants

Process pipes and tubes
Heat exchanger tubing
Instrumentation tubing

LNG / GTL

Process pipes and tubes
Cryogenic lines

Grade portfolio

Successful material selection is achieved through the combination of best material performance and optimized cost.

Our grade portfolio and range of sizes is one of the most comprehensive on the market, with an extensive and proven track record.

Austenitic Ferritic							
SMST-Tubes Designation	Application			Nearest equivalent standard			
	Upstream	Downstream	LNG/GTL	UNS	EN	JIS	
DMV 18.5				S31500	1.4424		
DMV 22.5				S31803	1.4462		
DMV 25.7				S31260			
DMV 25.7 Cu				S32550	1.4507		
DMV 25.7 N				S32760	1.4501		

¹⁾ All figures in weight percentage. In case of order, the limits of the order specification will apply.

²⁾ Min PRE value controlled.

Austenitic							
SMST-Tubes Designation	Application			Nearest equivalent standard			
	Upstream	Downstream	LNG/GTL	UNS	EN	JIS	
<i>Corrosion resistant:</i>							
DMV 304				S30400	1.4301	SUS 304	
DMV 304 L				S30403	1.4306	SUS 304L	
DMV 321				S32100	1.4541	SUS 321	
DMV 347				S34700	1.4550	SUS 347	
DMV 316				S31600	1.4401	SUS 316	
DMV 316 L				S31603	1.4404		
DMV 316 LMoS				S31603	1.4435	SUS 316L	
DMV 317 L				S31703	1.4438	SUS 317L	
DMV 316 LUG				S31603	1.4435		
DMV 25.22.2				S31050	1.4466		
DMV 904				N08904	1.4539		
DMV 926				N08926	1.4529		
DMV 954				S31254	1.4547		
<i>Heat resistant:</i>							
DMV 304 H				S30409	1.4948		
DMV 321 H				S32109	1.4940		
DMV 347 H				S34709	1.4912		
DMV 310 H				S31009	1.4845	SUS 310 TB	

¹⁾ All figures in weight percentage. In case of order, the limits of the order specification will apply.

²⁾ Minimum level of carbon content is mandatory.

	Typical chemical composition ¹⁾						Density		Min. mechanical properties at RT			
	C _{max}	Cr	Ni	Mo	Cu	others			R _{p0.2} Yield Strength		R _m Tensile Strength.	
							g/cm ³	lb/in ³	MPa	ksi	MPa	ksi
	0.03	18.5	4.8	2.7		Si1.7; N 0.1	7.8	0.28	440	64	630	92
	0.03	22.0	5.5	3.0		N 0.17 ²⁾	7.8	0.28	450	65	620	90
	0.03	25.0	6.5	3.0	0.5	N 0.20; W 0.5	7.8	0.28	450	65	690	100
	0.03	25.0	7.0	3.5	1.5	N 0.22 ²⁾	7.8	0.28	550	80	760	110
	0.03	25.0	7.0	4.0	0.5	N 0.25; W 0.5 ²⁾	7.8	0.28	550	80	750	109

	Typical chemical composition ¹⁾						Density		Min. mechanical properties at RT			
	C _{max}	Cr	Ni	Mo	Cu	others			R _{p0.2} Yield Strength		R _m Tensile Strength	
							g/cm ³	lb/in ³	MPa	ksi	MPa	ksi
	0.06	18.5	9.5				7.9	0.29	205	30	515	75
	0.03	19.0	11.0				7.9	0.29	170	25	485	70
	0.08	18.5	10.5			Ti > 5 x C < 0.6%	7.9	0.29	170	25	485	70
	0.08	18.5	11.0			Nb > 10 x C < 1.0%	7.9	0.29	205	30	515	75
	0.06	17.0	11.5	2.25			8.0	0.29	205	30	515	75
	0.03	17.0	12.0	2.25			8.0	0.29	170	25	485	70
	0.03	17.0	12.5	2.75			8.0	0.29	170	25	485	70
	0.03	18.0	14.5	3.5			8.0	0.29	205	30	515	75
	0.02	17.0	13.5	4.5			8.0	0.29	170	25	485	70
	0.02	25.0	22.0	2.0		N 0.12	7.9	0.29	255	37	540	78
	0.02	20.5	25.5	4.5	1.5		8.0	0.29	215	31	490	71
	0.02	20.0	25.0	6.5	0.8	N 0.20	8.0	0.29	295	43	650	94
	0.02	20.0	18.0	6.2		N 0.20	8.0	0.29	310	45	655	95
	0.08 ²⁾	18.5	9.5				7.9	0.29	205	30	515	75
	0.08 ²⁾	18.5	11.0			Ti > 4 x C < 0.6	7.9	0.29	170	25	480	70
	0.08 ²⁾	18.5	11.0			Nb > 8 x C < 1.0	7.9	0.29	205	30	515	75
	0.10 ²⁾	25.0	20.0				8.0	0.29	205	30	515	75

Nickel and Nickel-based alloys						
SMST-Tubes Designation	Application			Nearest equivalent standard		
	Upstream	Downstream	LNG/GTL	UNS		EN
<i>Corrosion resistant:</i>						
DMV 920				N08020		2.4660
DMV 8020				N08020		
DMV 928				N08028		1.4563
DMV 931				N08031		1.4562
DMV 800 L				(N08800)		1.4558
DMV 800				N08800		1.4876
DMV 825				N08825		2.4858
DMV 600 L				N06600		2.4817
DMV 690				N06690		2.4642
DMV 625				N06625 Gr.1		2.4856
DMV G3				N06985		2.4619
DMV C 276				N10276		2.4819
<i>Heat resistant:</i>						
DMV 800 H				N08810		1.4958
DMV 800 HT				N08811		1.4959
DMV AC 66				S33224		1.4877
DMV 600 H				N06600		2.4816
DMV 625				N06625 Gr.2		2.4856
DMV 601				N06601		2.4851
<i>Nickel-Copper:</i>						
DMV 400				N04400		2.4360
<i>Pure Nickel:</i>						
DMV 200				N02200		2.4066
DMV 201				N02201		2.4068

¹⁾ All figures in weight percentage. In case of order, the limits of the order specification will apply.

²⁾ Minimum level of carbon content is mandatory.

	Typical chemical composition ¹⁾						Density		Min. mechanical properties at RT				
	C _{max}	Cr	Ni	Mo	Cu	others	Density		R _{p0.2} MPa	Yield Strength		R _m Tensile Strength	
							g/cm ³	lb/in ³		ksi	ksi	MPa	ksi
	0.02	20.0	37.0	2.5	3.5	Nb + Ta	8.1	0.29	240	35	550	80	
	0.02	20.0	34.0	2.5	3.5	Nb + Ta	8.1	0.29	240	35	550	80	
	0.02	27.0	31.0	3.5	1.2	N 0.10	8.0	0.29	210	31	500	73	
	0.015	27.0	31.0	6.5	1.2	N 0.20	8.1	0.29	280	41	650	94	
	0.025	21.0	32.0			Ti 0.30; Al 0.30	8.0	0.29	180	26	450	65	
	0.08	21.0	32.0			Ti < 0.40	8.0	0.29	210	31	500	73	
	0.03	22.0	42.0	3.0	2.0	Ti 0.80; Al 0.10	8.1	0.29	180	26	530	75	
	0.025	16.0	76.0			Fe 8	8.4	0.30	180	26	550	80	
	0.02	29.0	60.0			Fe 9	8.2	0.29	205	30	585	85	
	0.025	22.0	63.0	9.0		Nb 3.5	8.5	0.31	414	60	827	120	
	0.015	22.0	48.0	7.0	2.0	Co. W	8.3	0.30	205	30	585	85	
	0.01	16.0	57.0	16.0		W	8.4	0.30	350	51	750	109	
	0.10 ²⁾	21.0	32.0			(Al, Ti) 0.15 - 0.60	8.0	0.29	170	25	500	73	
	0.10 ²⁾	21.0	32.0			0.85 < Ti + Al < 1.20	8.0	0.29	170	25	500	73	
	0.06	27.0	32.0			Ce 0.07; Nb 0.8	8.0	0.29	185	27	500	73	
	0.07	16.0	76.0			Fe 8	8.4	0.30	240	35	550	80	
	0.025	22.0	63.0	9.0		Nb 3.5	8.4	0.30	276	40	690	100	
	0.08	23.0	62.0			Al 1.2; Ti 0.3	8.1	0.29	240	35	600	87	
	0.15		65.0		30.0	Fe 2; Mn 1.5	8.8	0.32	180	26	450	65	
	0.05		99.4				8.9	0.32	103	15	379	55	
	0.02		99.4				8.9	0.32	83	12	345	50	

OCTG specifics: corrosion resistance

In OCTG application the possible corrosive attack is essentially caused by the presence of aqueous phase, and it can be intensified by the presence of salts – above all chlorides – and/or dissolved gases as CO₂ and H₂S.

The combination of these compounds, the increase in concentration of either one or both and the temperature in the well has an influence of the corrosiveness of the environment.

Other factors that can influence the corrosiveness of the environment are the total pressure, the flow velocity, the pH level.

Also, other corrosive elements can be introduced during the completion and the operation of the well such as completion fluids and acidizing fluids.

Corrosion resistant materials are therefore required, owing their capacity to resist the more corrosive gases being produced, along with adequate mechanical properties to withstand both the higher pressure encountered and the heavier weight of the longer production strings.

These materials are also often used in oilfields where high level of reliability and safety are required: failures and repairs (if practically feasible) may have very severe consequences in term of cost and environment.

SMST-Tubes answer to the all these severe requirements can be classified into three groups of materials as per the below table.

SMST-Tubes has developed specific manufacturing routes to produce CRA tubular products in plain end condition for OCTG applications to achieve the complex corrosion resistance and mechanical property requirements needed for these alloys.

This is especially valid in case of cold hardened grades (CH), where high level of mechanical properties are achieved by applying a well defined cold working, by cold drawing or cold pilgering processes.

The amount of cold work hardening depends on the specific strength level required and the material hardening behaviour.

SMST-Tubes Material	UNS Number	Material identity ISO 13680		
		Group	Structure	Category
DMV 22.5	S31803	2	Duplex	22-5-3
DMV 25.7	S31260		Duplex	25-7-3
DMV 25.7 N	S32760		SuperDuplex	25-7-4
DMV 928	N08028	3	Austenitic Fe base	27-31-4
DMV 825	N08825	4	Austenitic Ni base	21-42-3
DMV G3	N06985			22-50-7
DMV G2	N06975			25-50-6
DMV 50	N06950			20-54-9
DMV C276	N10276			15-60-16



Duplex and Super Duplex

These materials are characterised by excellent mechanical properties, combined with high stress corrosion cracking (SCC) resistance.

SMST-Tubes duplex and superduplex availability for OCTG application is resumed in the following table.

SMST-Tubes Material	UNS Number	Material identity ISO 13680			Grade	Delivery condition
		Group	Structure	Category		
DMV 22.5	S31803		Duplex	22-5-3	65	SA
					110	CH
					125	CH
					140	CH
DMV 25.7	S31260	2		25-7-3	75	SA
					110	CH
					125	CH
					140	CH
DMV 25.7 N	S32760		SuperDuplex	25-7-4	80	SA
					125	CH
					140	CH

SA = Solution annealed
CH = Cold hardened

Austenitic Stainless steels

They are Iron-base alloys, where the major alloying element is Ni instead of Cr.
The typical SMST-Tubes material in this group is DMV 928.

Nickel Alloys

Nickel Alloys have Ni as predominant element, exploiting the high degree of corrosion resistance of this metal, usually present in minimum 38% in weight.
The addition of Cr, Mo, W, Cu and other elements increase the resistance to corrosion and make these alloys suitable to be used in the most severe environments.

SMST-Tubes Material	UNS Number	Material identity ISO 13680			Grade	Delivery condition
		Group	Structure	Category		
DMV 928	N08028	3	Austenitic Fe base	27-31-4	110 125	CH
DMV 825	N08825			21-42-3	110 120	CH
DMV G3	N06985			22-50-7	110 125	CH
DMV G2	N06975	4	Austenitic Ni base	25-50-6	110 125	CH
DMV 50	N06950			20-54-9	110 125	CH
DMV C276	N10276			15-60-16	125 140	CH

CH = Cold hardened

OCTG specifics: chemical composition

In the following table, the chemical compositions of the available SMST-Tubes materials are shown.

Material	C %	Si %	Mn %	Ni %	P %	S %	Cr %	Mo %	W %	N %	Fe %	Fi %	Cu %	Others	PREN
DMV 22.5	≤ 0,03	≤ 1	≤ 2	4,5 ÷ 6,5	≤ 0,03	≤ 0,02	21 ÷ 23	2,5 ÷ 3,5		0,08 ÷ 0,2	Bal				35 min
DMV 25.7	≤ 0,03	≤ 0,75	≤ 1	5,5 ÷ 7,5	≤ 0,03	≤ 0,03	24 ÷ 26	2,5 ÷ 3,5	0,10 ÷ 0,50	0,1 ÷ 0,3	Bal		0,2 ÷ 0,8		38 min
DMV 25.7 N	≤ 0,03	≤ 1	≤ 1	6 ÷ 8	≤ 0,03	≤ 0,01	24 ÷ 26	3 ÷ 4	0,5 ÷ 1	0,2 ÷ 0,3	Bal		0,5 ÷ 1		42 min
DMV 928	≤ 0,03	≤ 1	≤ 2,5	29,5 ÷ 32,5	≤ 0,03	≤ 0,03	26 ÷ 28	3 ÷ 4			Bal		0,6 ÷ 1,4		
DMV 825	≤ 0,05	≤ 0,5	≤ 1	38 ÷ 46	≤ 0,03	≤ 0,03	19,5 ÷ 23,5	2,5 ÷ 3,5			Bal	0,6 ÷ 1,2	1,5 ÷ 3,0	Al ≤ 0,2	
DMV G3	≤ 0,015	≤ 1	≤ 1	Bal	≤ 0,04	≤ 0,03	21 ÷ 23,5	6 ÷ 8	1,5		18-21		1,5 ÷ 2,5	Co ≤ 5 Nb + Ta ≤ 0,5	
DMV G2	≤ 0,03	≤ 1	≤ 1	47 ÷ 52	≤ 0,03	≤ 0,03	23 ÷ 26	5 ÷ 7			bal	0,7 ÷ 1,5	0,7 ÷ 1,2		
DMV G50	≤ 0,015	≤ 1	≤ 1	≤ 50	≤ 0,04	≤ 0,015	19 ÷ 21	8 ÷ 10	≤ 1		15 ÷ 20		≤ 0,50	V ≤ 0,04 Co ≤ 2,5 Nb + Ta ≤ 0,5	
DMV C276	≤ 0,02	≤ 0,08	≤ 1	Bal	≤ 0,03	≤ 0,03	14,5 ÷ 16,5	15 ÷ 17	3 ÷ 4,5		4 ÷ 7			Co ≤ 2,5 V ≤ 0,35 Ni + Co ≤ 52	

(*) PREN = % Cr + 3,3 x (% Mo + 0,5 x % W) + 16 x % N as defined in ISO 15156-3

Note: Chemical composition from ISO 13680 and ISO 15156-3



The SMST-Tubes manufacturing range covers the ISO 13680 requirement as follows.

Duplex and Super Duplex grades in solution annealed conditions (SA)

- From 2 3/8" till 8 5/8" Tubing and Casing, including relevant Coupling Stock
- 9 5/8" on request.

Austenitic stainless steel and nickel alloys in cold hardened condition (CH)

- From 2 3/8" till 7 5/8" Tubing and Casing, including relevant Coupling Stock.

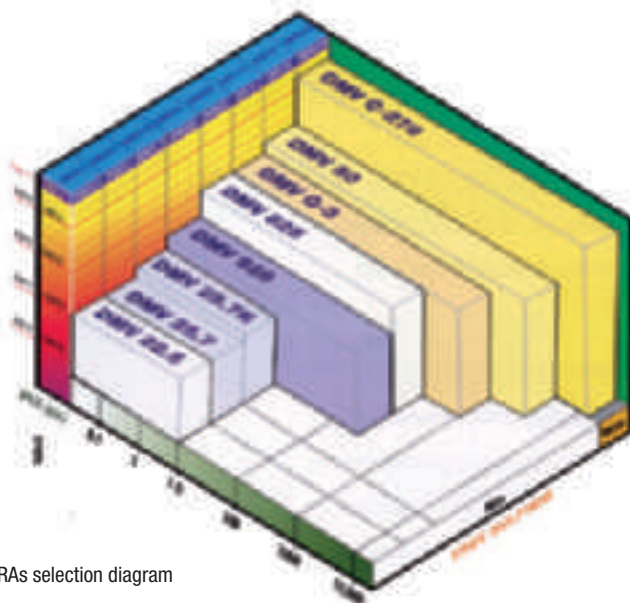
Tubing and Casing are available in Range 2 and Range 3 lengths, depending on the specified dimension. Coupling Stock length by agreement.

Tubes can be manufactured according to ISO 13680 PSL1 or PSL2, or according to customer technical specification by agreement.


Besides, any specific dimension can be produced for accessories, by agreement (High Yield Mechanical Tubes).

Corrosion Resistant Material Selection

SMST-Tubes materials chemical composition has been designed to provide optimum performance under a certain set of conditions. A correct material selection combines the best performance with lower costs. The CRAs selection diagram may help the completion engineer in making the proper selection.



CRAs selection diagram



The first step is to determine the most critical temperature and concentration of certain corrosive media in the production fluid. If the temperature or any of the concentrations exceeds any of the critical conditions shown below, then the need for a CRA is indicated

- pCO₂, concentration > 1500 psi
- Cl⁻ concentration > 250 g/l
- pH₂S concentration > 10 Psi
- Temperature > 390°F

However, the final material selection is left to the final user, depending also on his experience and global evaluation.



Reliable process control & traceability

At Salzgitter Mannesmann Stainless Tubes, quality management begins well before any production step.

Our manufacturing processes are under continuous control, thereby minimising industrial risks and optimising performance. From the raw material up to the final quality tests in our own laboratories on the finished product, we thoroughly evaluate, test and control our pipes and tubes, validating full compliance to the customer requirements.

Our quality departments perform checks both during the production cycle and on the finished product, using state-of-the-art equipment, ensuring efficient and reliable completion of quality control operations.

We also have extensive in-house facilities for non-destructive testing, such as ultrasonic, eddy current, hydrostatic and dye penetrant testing, which can be used to verify the soundness of the product. Furthermore, all our pipes are subject to positive material identification prior to marking and particular care is taken to ensure that traceability is maintained from raw material to finished product.

Advanced Project Management Capabilities

In every case, we apply our knowledge acquired over a series of contracts with a tailored approach which our customers expect from a professional supplier. SMST-Tubes encourages contacts with our clients in order to have a first hand illustration of their priorities and concerns on any given project, as we believe this is critical to best address those aspects. Our technical teams in tandem with our commercial teams, will endeavour to provide cost effective and accurate proposals subsequently honoured by our production, quality and logistics team during the execution of your contracts.

This extent of interface in between our organisation and yours, helps to foster long term mutually beneficial partnerships.

Proven Quality according to the following standards

- API 5LC
- DNV OS F101
- API 5CT
- ISO 13680
- ASTM / ASME
- NACE MR01 75 – ISO 15156
- NORSOK STANDARD M-650

And in compliance to major operators and EOMs specific material specifications.

Salzgitter Mannesmann Stainless Tubes GmbH
Wiesenstraße 36
45473 Mülheim an der Ruhr
Germany
Tel.: +49 (0) 208 458 01
Fax: +49 (0) 208 458 2640

dmv@smst-tubes.com
www.smst-tubes.com

Salzgitter Mannesmann Stainless Tubes Deutschland GmbH
Sales:
Wiesenstraße 36
45473 Mülheim an der Ruhr
Germany
Tel.: +49 (0) 208 458 2611
Fax: +49 (0) 208 458 2641
salesgermany@smst-tubes.com
Production:
Bahnstraße 61
42859 Remscheid
Germany

Salzgitter Mannesmann Stainless Tubes France SAS
Route de Semur
21500 Montbard
France
Tel.: +33 (0) 3 80 89 52 00
Fax: +33 (0) 3 80 89 52 26
salesfrance@smst-tubes.com

Salzgitter Mannesmann Stainless Tubes Italia S.r.l.
Via Piò 30
24062 Costa Volpino (BG)
Italy
Tel.: +39 035 - 975 744
Fax: +39 035 - 975 803
salesitaly@smst-tubes.com

Salzgitter Mannesmann Stainless Tubes USA, Inc.
12050 West Little York
Houston Texas 77041
USA
Tel.: +1 713 - 466.7278
Fax: +1 713 - 466.3769
salesusa@smst-tubes.com